



**RETAIL**  
RTA KITCHENS AND VANITIES



# READY TO ASSEMBLE SOLUTIONS

The modularity and the finishes of IMAB LIVING result from careful analysis to meet the needs of every home, from large classic kitchens to small spaces in modern apartments. Over a hundred modules will allow you to create and customize the kitchen, bathroom and closet of your dreams according to your needs at a highly competitive price. All our products are in stock and ready to be picked up from our network of retailers. In most cases, available on the same day you place the order.

# 100% MADE IN ITALY

“100% Made in Italy” is the certification that the certifying body has awarded to **IMAB LIVING** products after a series of checks and tests confirming that the entire production cycle of the collection takes place exclusively in Italy. This endorsement signifies the quality and constant research that defines **IMAB LIVING**’s production.

We produce 100% made in Italy modular furniture and cabinets, ensuring the design and characteristics that distinguish Italian craftsmanship at an affordable price. We constantly seek innovative and design elements that can make your rooms unique.

# TRADITION AND INNOVATION

We constantly refine the details to ensure maximum technical and stylistic performance of our products through an innovative approach that draws inspiration from Italy’s strong manufacturing tradition.

Quality is our top priority. We are committed to adopting cutting-edge technologies to continuously raise our standards while not neglecting the sustainability of the entire production cycle of our products.



# SUSTAINABILITY



## RECYCLE TO REGENERATE

We believe in sustainable manufacturing and care about the quality of the products that will be installed in your home. The material of our kitchens originates from wood that has undergone a regenerative and recovery process. This allows us to use recycled raw materials, saving energy and trees.

## CLEAN PRODUCTS FOR A HEALTHY HOME

We are partners with raw material suppliers that use 100% recycled composite wood that is CARB 2 Certified with low Formaldehyde (CH<sub>2</sub>O) off-gassing, respecting the environment and the health of our consumer's homes and families. IMAB has been TOV certified since 2005. ISO 14001 is a globally recognized standard that helps companies establish procedures to support their environmental performance goals and meet certain obligations to maintain a safe and sustainable product.

## A COMMITMENT TO SUSTAINABLE ENERGY

In 2023, we achieved over 70% of self-generated energy thanks to the 67.000 square meters of solar panels installed in our facilities, resulting in a significant reduction of CO<sub>2</sub> emissions in our environment.

## FURNITURE PACT

We are among the founding members of the Furniture Pact, a collective initiative of the Italian furniture sector, whose members promote common sustainability goals involving the entire value chain. We have committed to ambitious yet tangible goals to reduce our impact on the environment and people.

# WHITE SHAKER

## DOOR STYLE SHAKER

White Matte Lacquered, Shaker Style Doors

3/4" (18mm) Thickness




S1



## YOUR DREAM KITCHEN AWAITS

Classic inspiration meets the natural elegance  
of Shaker doors (In MDF and Wood, finished in white matte lacquer).









**INGENIOUS SPACE-SAVING SOLUTION  
SO YOU HAVE EVERYTHING ON HAND**  
Boost your kitchen's efficiency and functionality  
with this stainless steel spice rack.  
Featuring two convenient trays to maximize  
storage for all your cooking essentials



**EVERY DETAIL IS THE RESULT OF CAREFUL RESEARCH  
INTO STYLE AND INNOVATION**  
The interior finish of the modules are constructed in a light grey,  
durable and easy to clean, textured material that gives your kitchen  
a unique and refined look.

# A DELIGHTFUL MIXTURE OF STYLE


The traditional echoes of the Shaker doors combined with modern, functional details makes this kitchen











# THE PERFECT KITCHEN FOR A COMPACT SPACE

The classic style and timeless elegance of a kitchen with white Shaker doors.

# DARK WOOD

## DOOR STYLE TFL

Dark Walnut Wood effect, Thermally Fused Laminate.

3/4" (18mm) thickness with durable ABS edges.



T1



## TRANSITIONAL

THE BEST OF MODERN  
AND TRADITIONAL

The slab-style doors with their dark finish  
are the perfect choice for a minimal, elegant look.









**KEEP YOUR EVERYDAY ESSENTIALS ORGANIZED WITHOUT COMPROMISING ON STYLE.**  
Our Donati slimbox metal drawers feature a matte white finish and soft closing technology.  
Available in both 3 1/2" and 7" heights







# OPEN PLAN LAYOUT FOR A RELAXED, FAMILY FRIENDLY ENVIRON- MENT.

A mix of contrasts working together  
to create an ideal atmosphere



# STUNNING CONTRAST

A mix of finishes to create  
your own custom kitchen.



# LIGHT WOOD


## DOOR STYLE TFL

Light walnut wood effect, thermally fused laminate.

3/4" (18mm) thickness with durable ABS edges.



T2



## A NATURAL PALETTE AND A FUNCTIONAL LAYOUT

A wood finish for a comfortable and cozy kitchen.





# FROM DECORATIVE TO PRACTICAL

The natural wood and glossy lacquer tones of the doors create a feeling of space filled with light, even in a compact kitchen.







#### HIDDEN AWAY

The pull-out double trash and recycling bin is integrated into the cabinet door for a practical and tidy look.




# LAC- QUERED

## DOOR STYLE LACQUER

High Gloss White Lacquered Doors

3/4" (18mm) thickness with durable ABS edges

GL1



## ALL WHITE KITCHEN


Minimal inspiration and a modern look  
in these glossy white lacquered kitchens.





**INTEGRATED DETAILS TO ADD A MODERN TWIST  
TO YOUR PRACTICAL KITCHEN**

All the cabinets feature groove openings,  
as an alternative to traditional handles.  
The groove can also be used to install LED lighting,  
giving your kitchen a clean, minimalist look.











# GRAND YET COZY, LARGE OPEN KITCHEN

A spacious kitchen with a large island in a glossy lacquered finish which, in combination with the wall units,



# VANITY



## BATHROOM VANITIES

Are the perfect solution to remodel and to give a new style  
to your bathroom according to your needs at a highly competitive price.

**Discover all the inspirations!**



**SHAKER**  
A vanity with a shaker door is the right choice for a timeless and elegant style.





#### SHAKER DRAWER

A timeless shaker white finishing will never go out of fashion for a spacious cabinet with one small drawer and two big deep drawers.



#### DARK WOOD

Minimalism and functionality for this dark walnut drawer's cabinet that will guarantee you plenty of useful space to organize your towels and bathroom accessories.

**WARM AND RICH WOOD TONE**  
The dark wood finish gives to your classic bathroom a look of sophistication.







#### **LIGHT AND NATURAL WOOD TONE**

The light wood finish makes your bathroom a cozy and comfortable place.





#### **LIGHT WOOD**

All the space you are seeking for your bathroom. A linen cabinet that blends taste and aesthetics in the name of functionality. A modern and linear style, with a fine attention to the smallest details.



#### **GLOSSY**

Minimalism and functionality for this glossy vanity that will guarantee you plenty of useful space to organize your accessories. The glossy surface brings out by the lacquered white finishing ensure a real head turner.



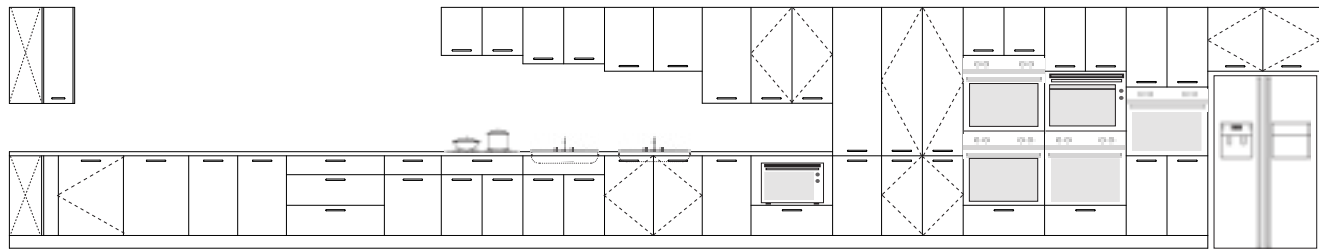


**BRIGHT AND GLOSSY**

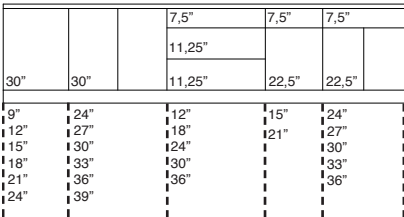
A modern and essential design for the vanity with glossy white doors

# COLLECTION MODULARITY

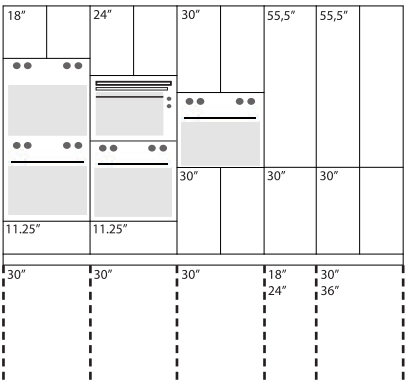
## ELEVATIONS



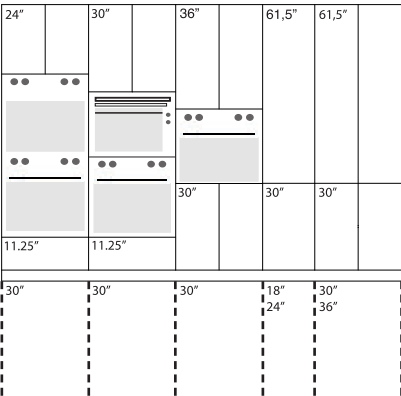
BASE UNITS H 34,5''  
D 24'' + DOOR




BASE UNITS H 90''  
D 24'' + DOOR




BASE UNITS H 96''  
D 24'' + DOOR




WALL UNITS  
H 18''-21''-24''  
D 12'' + DOOR



WALL UNITS  
H 36''- 42''  
D12'' + DOOR



STACK REFRIGERATOR  
CABINET D 24''+ DOOR





**HARDWARE**



**SOFT-CLOSING HINGE**

Hinges with soft-closing system incorporated in body. Cup depth 12 mm. (Salice)



**SOFT-CLOSING HINGE FOR CORNER BASE UNIT**

Hinges with soft-closing system incorporated in hinge cup. Cup depth 12 mm. Opening 110°. (Salice)



**LEGS**

Integral adjustable legs (4.5"). Opening 10-12 cm.



**HANDLES**

Aluminum handle, available in three different colors: aluminium, black and gold.



**TOE KICK**

A custom toe kick useful to cover the legs of the base cabinets (4 1/2")

● ● ● available in black, white and aluminium



**TRIM**

A metal profile for the base side panel. Matchable with the toe kick colors.

● ● ● available in black, white and aluminium



**GOLA + OPTION LED**

An integrated profile installed on the wall units to fit the LED.



**STANDARD DRAWER (H90-180)**

Metal drawer with synchronized runners, allowing great and flawless sliding with soft close. Matt white finish. (Donati)

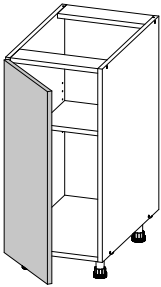
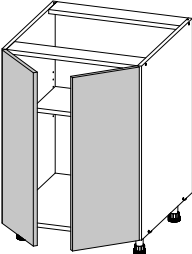
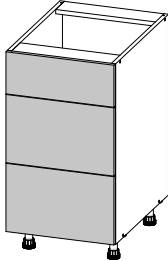
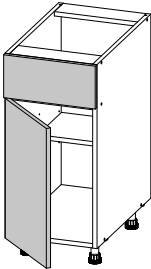


**LAZY SUSAN**

Our corner pull out maximizes storage and ease of access.

# BASE UNIT

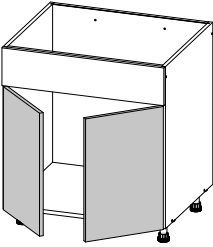
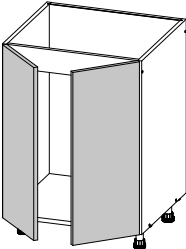
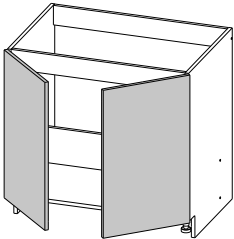
BASE UNIT H34,5" D24" STRUCTURE PLUS DOOR

	WIDTH	CODE	TFL	LACQUERED	SHAKER
BASE UNIT WITH 1 DOOR 	9"	BFD-09	\$337	\$361	\$359
	12"	BFD-12	\$297	\$330	\$331
	15"	BFD-15	\$294	\$348	\$350
	18"	BFD-18	\$297	\$368	\$366
	21"	BFD-21	\$317	\$400	\$406
	24"	BFD-24	\$333	\$417	\$417
BASE UNIT WITH 2 DOORS 	24"	B2D-24	\$384	\$451	\$452
	27"	B2D-27	\$388	\$488	\$482
	30"	B2D-30	\$411	\$519	\$524
	33"	B2D-33	\$389	\$535	\$530
	36"	B2D-36	\$436	\$578	\$574
	39"	B2D-39	\$753	\$915	\$930
BASE UNIT WITH 1 DRAWER AND 2 DEEP DRAWERS 	12"	B1DR2BK-12	\$685	\$676	\$664
	18"	B1DR2BK-18	\$695	\$717	\$712
	24"	B1DR2BK-24	\$779	\$792	\$786
	30"	B1DR2BK-30	\$769	\$850	\$848
	36"	B1DR2BK-36	\$838	\$947	\$948
BASE UNIT WITH 1 DOOR AND 1 DRAWER 	15"	B1D1DR-15	\$483	\$489	\$476
	21"	B1D1DR-21	\$510	\$548	\$538

BASE UNIT H34,5" D24" STRUCTURE PLUS DOOR

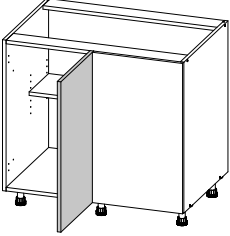
	WIDTH	CODE	TFL	LACQUERED	SHAKER
BASE UNIT WITH 2 DOORS AND 1 DRAWER 	24"	B2D1DR-24	\$613	\$733	\$716
	27"	B2D1DR-27	\$576	\$644	\$630
	30"	B2D1DR-30	\$620	\$665	\$646
	33"	B2D1DR-33	\$614	\$766	\$754
	36"	B2D1DR-36	\$673	\$747	\$729

SINK UNIT H34,5" D24" STRUCTURE PLUS DOOR

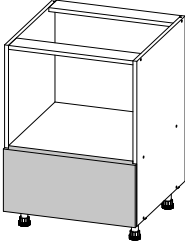
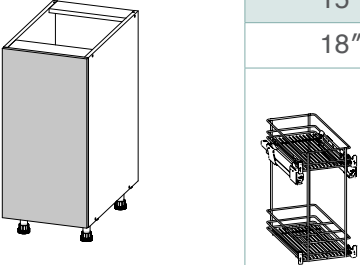
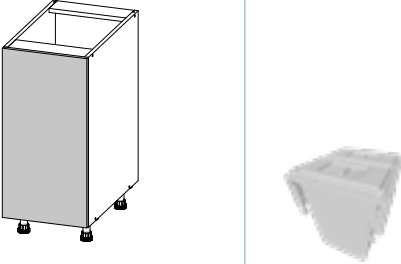
	WIDTH	CODE	TFL	LACQUERED	SHAKER
SINK BASE UNIT WITH 2 DOORS AND 1 FIXED PANEL 	30"	SB2DFP-30	\$471	\$515	\$496
	33"	SB2DFP-33	\$423	\$532	\$507
	36"	SB2DFP-36	\$495	\$569	\$551
	42"	SB2DFP-42	\$516	\$619	\$596
SINK BASE UNIT WITH 2 DOORS 	30"	SB2D-30	\$364	\$472	\$453
	33"	SB2D-33	\$381	\$501	\$482
	36"	SB2D-36	\$385	\$527	\$506
	42"	SB2D-42	\$410	\$577	\$554
ADA SINK BASE UNIT WITH 2 DOORS AND REMOVABLE BOTTOM SHELF 	36"	ADASB2D-36	\$409	\$584	\$564



CORNER BASE UNIT H34,5" D24" STRUCTURE PLUS DOOR

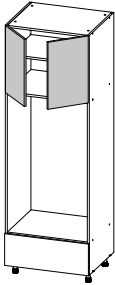

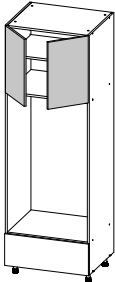

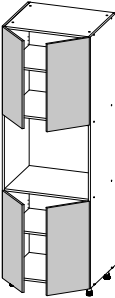

	WIDTH	CODE	TFL	LACQUERED	SHAKER
CORNER LINEAR BASE UNIT REVERSIBLE	36" (door 18")	CB-36	\$519	\$628	\$619
	42" (door 24")	CB-42	\$852	\$975	\$967
					

BASE UNIT H34,5" D24" STRUCTURE PLUS DOOR

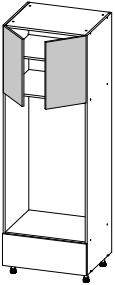

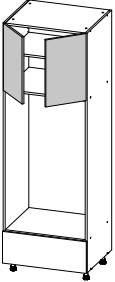

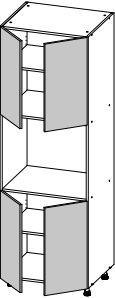

	WIDTH	CODE	TFL	LACQUERED	SHAKER
BASE MICROWAVE WITH 1 11" DRAWER	24"	BMW1BK-24	\$445	\$454	\$452
	30"	BMW1BK-30	\$463	\$482	\$476
					
PULL-OUT SPICE RACK 1 DOOR	9"	BPOFD-09	\$487	\$511	\$505
	12"	BPOFD-12	\$495	\$528	\$522
	15"	BPOFD-15	\$567	\$621	\$616
	18"	BPOFD-18	\$580	\$651	\$646
					
PULL-OUT TRASH BIN 1 DOOR	18"	BTBFD-18	\$756	\$827	\$822
	24"	BTBFD-24	\$868	\$952	\$947
					

TALL  
UNIT

TALL UNIT H90” D24” STRUCTURE PLUS DOOR

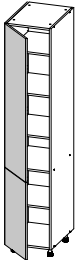
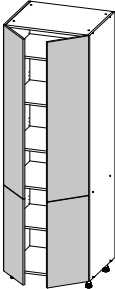
	WIDTH	CODE	TFL	LACQUERED	SHAKER
TALL UNIT FOR OVEN + MICROWAVE	30”	MWOC-3090	\$840	\$944	\$932
SPACE FOR BUILT-IN APPLIANCES: 49”					
					
TALL UNIT FOR DOUBLE WALL OVENS	30”	2OC-3090	\$793	\$867	\$853
SPACE FOR BUILT-IN APPLIANCES: 55”					
					
TALL UNIT FOR SINGLE WALL OVEN	30”	OC-3090	\$727	\$990	\$980
SPACE FOR BUILT-IN APPLIANCES: 31”					
					

TALL UNIT H96” D24” STRUCTURE PLUS DOOR

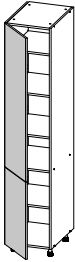
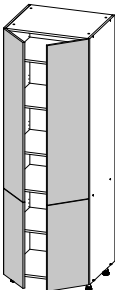
	WIDTH	CODE	TFL	LACQUERED	SHAKER
TALL UNIT FOR OVEN + MICROWAVE	30”	MWOC-3096	\$832	\$967	\$956
SPACE FOR BUILT-IN APPLIANCES: 49”					
					
TALL UNIT FOR DOUBLE WALL OVENS	30”	2OC-3096	\$845	\$919	\$906
SPACE FOR BUILT-IN APPLIANCES: 55”					
					
TALL UNIT FOR SINGLE WALL OVEN	30”	OC-3096	\$875	\$1.110	\$1.077
SPACE FOR BUILT-IN APPLIANCES: 31”					
					



TALL UNIT H90” D24” STRUCTURE PLUS DOOR

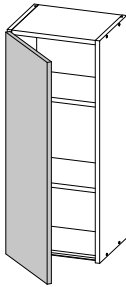
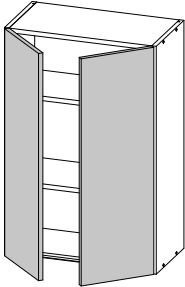
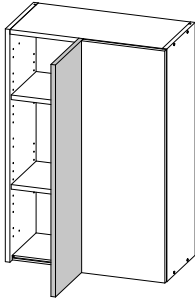
	WIDTH	CODE	TFL	LACQUERED	SHAKER
TALL UNIT 2 DOORS 	18”	PC2D-1890	\$676	\$872	\$864
	24”	PC2D-2490	\$776	\$1.037	\$1.032
TALL UNIT 4 DOORS 	30”	PC4D-3090	\$870	\$1.241	\$1.233
	36”	PC4D-3690	\$1.124	\$1.515	\$1.501

TALL UNIT H96” D24” STRUCTURE PLUS DOOR

	WIDTH	CODE	TFL	LACQUERED	SHAKER
TALL UNIT 2 DOORS 	18”	PC2D-1896	\$697	\$910	\$903
	24”	PC2D-2496	\$790	\$1.075	\$1.072
TALL UNIT 4 DOORS 	30”	PC4D-3096	\$892	\$1.292	\$1.286
	36”	PC4D-3696	\$1.148	\$1.572	\$1.560

WALL  
UNIT

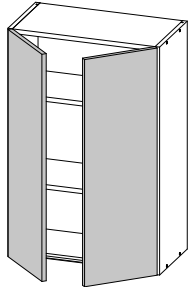
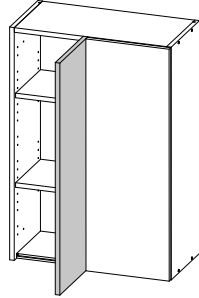
WALL UNIT H36” D12” STRUCTURE PLUS DOOR

	WIDTH	CODE	TFL	LACQUERED	SHAKER
<div>WALL UNIT WITH 1 DOOR</div> 	9”	WFD-0936	\$383	\$423	\$411
	12”	WFD-1236	\$330	\$384	\$372
	15”	WFD-1536	\$317	\$378	\$365
	18”	WFD-1836	\$332	\$412	\$397
	21”	WFD-2136	\$343	\$443	\$426
	24”	WFD-2436	\$375	\$470	\$451
<div>WALL UNIT WITH 2 DOORS</div> 	24”	W2D-2436	\$398	\$507	\$482
	27”	W2D-2736	\$402	\$541	\$521
	30”	W2D-3036	\$495	\$598	\$571
	33”	W2D-3336	\$448	\$612	\$589
	36”	W2D-3636	\$529	\$690	\$660
<div>WALL CORNER UNIT</div> 	25”(DOOR 12”)	CW-2536L	\$481	\$553	\$533
	25”(DOOR 12”)	CW-2536R	\$481	\$553	\$533

WALL UNIT H42” D12” STRUCTURE PLUS DOOR

	WIDTH	CODE	TFL	LACQUERED	SHAKER
<div>WALL UNIT WITH 1 DOOR</div> 	9”	WFD-0942	\$405	\$434	\$422
	12”	WFD-1242	\$367	\$411	\$398
	15”	WFD-1542	\$347	\$412	\$398
	18”	WFD-1842	\$362	\$450	\$433
	21”	WFD-2142	\$374	\$483	\$465
	24”	WFD-2442	\$401	\$521	\$500

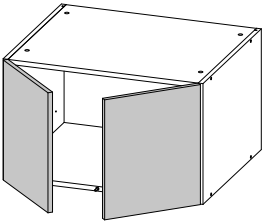
WALL UNIT H42” D12” STRUCTURE PLUS DOOR

	WIDTH	CODE	TFL	LACQUERED	SHAKER
<div>WALL UNIT WITH 2 DOORS</div> 	24”	W2D-2442	\$470	\$557	\$530
	27”	W2D-2742	\$440	\$593	\$571
	30”	W2D-3042	\$517	\$648	\$619
	33”	W2D-3342	\$477	\$674	\$650
	36”	W2D-3642	\$576	\$750	\$718
<div>WALL CORNER UNIT</div> 	25”(DOOR 12”)	CW-2542L	\$506	\$600	\$579
	25”(DOOR 12”)	CW-2542R	\$507	\$601	\$580

WALL UNIT MW/SINK/HOOD D12” STRUCTURE PLUS DOOR

	WIDTH	CODE	TFL	LACQUERED	SHAKER
<div>WALL UNIT H 18”</div> 	30”	W2D-3018	\$305	\$360	\$352
	36”	W2D-3618	\$323	\$397	\$380
<div>WALL UNIT H 21”</div> 	30”	W2D-3021	\$293	\$364	\$348
	36”	W2D-3621	\$314	\$407	\$390



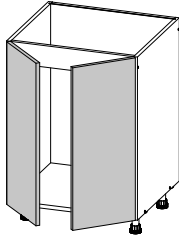
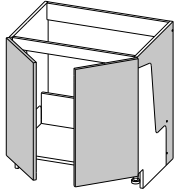
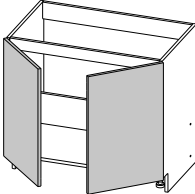
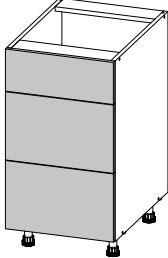
	WIDTH	CODE	TFL	LACQUERED	SHAKER
<div>WALL UNIT H 24"</div> 	30"	W2D-3024	\$320	\$405	\$399
	36"	W2D-3624	\$347	\$458	\$439

REFRIGERATOR STACK CABINET D24" STRUCTURE PLUS DOOR

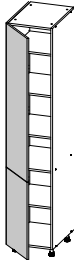
	WIDTH	CODE	TFL	LACQUERED	SHAKER
<div>STACK CABINET H 18"</div> 	30"	W2D-301824	\$352	\$407	\$400
	36"	W2D-361824	\$376	\$449	\$433
<div>STACK CABINET H21"</div> 	30"	W2D-302124	\$345	\$416	\$399
	36"	W2D-362124	\$365	\$459	\$441
<div>STACK CABINET H24"</div> 	30"	W2D-302424	\$386	\$472	\$465
	36"	W2D-362424	\$417	\$527	\$508

VANITY  
BASE  
UNIT

BASE UNIT H32,5” D21” STRUCTURE PLUS DOOR

	WIDTH	CODE	TFL	LACQUERED	SHAKER
<div>VANITY SINK BASE 2 DOORS</div> 	24"	VSB2D-24	\$310	\$310	\$370
	27"	VSB2D-27	\$354	\$424	\$417
	30"	VSB2D-30	\$388	\$455	\$441
	36"	VSB2D-36	\$508	\$604	\$591
<div>ADA VANITY SINK BASE 2 DOORS WITH NOTCHED REMOVABLE SIDES AND BOTTOM SHELF</div> 	30"	ADAVSB2D-30	\$464	\$573	\$547
<div>ADA VANITY SINK BASE 2 DOORS AND REMOVABLE BOTTOM SHELF</div> 	36"	ADAVSB2D-36	\$426	\$568	\$539
<div>VANITY BASE WITH 1 DRAWER AND 2 DEEP DRAWERS</div> 	9"	VB1DR2BK-09	\$650	\$637	\$620
	12"	VB1DR2BK-12	\$640	\$627	\$611
	15"	VB1DR2BK-15	\$646	\$647	\$627
	18"	VB1DR2BK-18	\$657	\$672	\$654

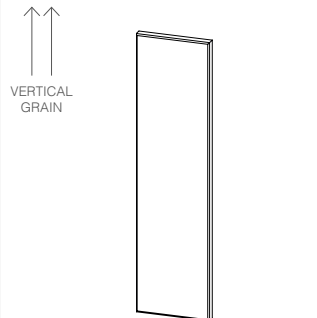
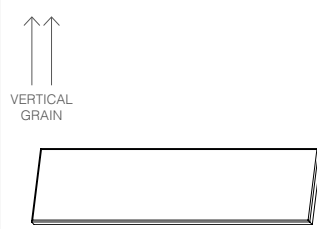
LINEN CABINET H84” D21” STRUCTURE PLUS DOOR

	WIDTH	CODE	TFL	LACQUERED	SHAKER
	15"	VLB2D-15	\$632	\$752	\$739
	18"	VLB2D-18	\$663	\$824	\$811


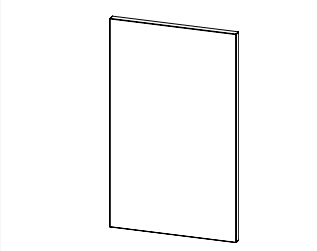
ACCESSO-  
RIES



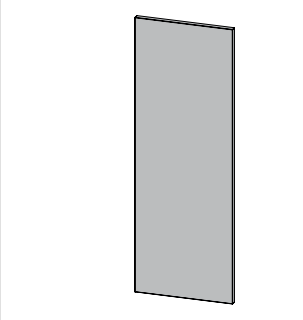
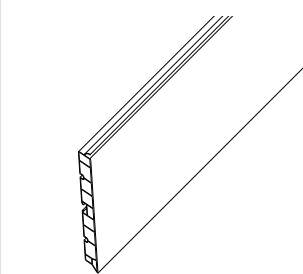

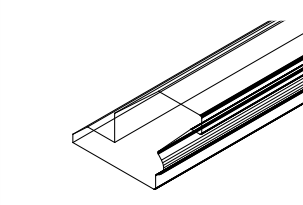
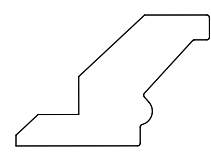
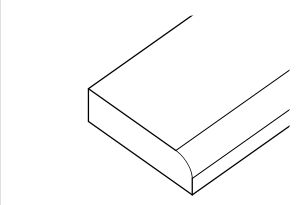
FILLER

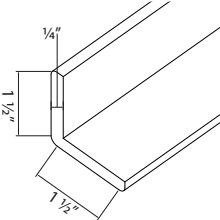
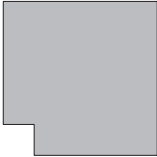
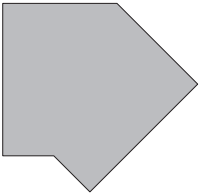
	WIDTH	CODE	TFL	LACQUERED	SHAKER
<div>VERTICAL FILLER W 6"</div> <div></div>	6"X30" BASE	BVF630	\$84	\$57	\$65
	6"X36" WALL	WVF636	\$56	\$77	\$84
	6"X42" WALL	WVF642	\$60	\$85	\$94
	6"X96" TALL	TVF696	\$85	\$142	\$170
<div>HORIZONTAL FILLER H 6"</div> <div></div>	24"X6"	HF246	\$47	\$46	\$52
	30"X6"	HF306	\$37	\$53	\$62
	36"X6"	HF366	\$40	\$61	\$70

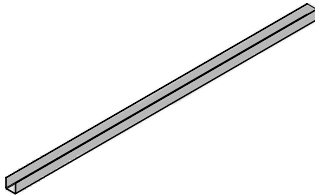
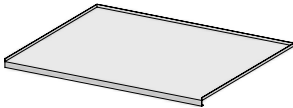

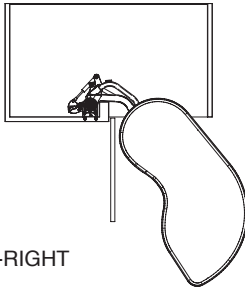
FINISH END PANEL

	WIDTH	CODE	TFL	LACQUERED	SHAKER
<div>END PANEL - TK 3/4"</div> <div></div>	WALL END PANEL				
	12 3/4 X 36"	EP1236	\$59	\$106	\$84
	12 3/4 X 42"	EP1242	\$65	\$122	\$96
	BASE END PANEL				
	24 3/4 x 36"	EP2436	\$94	\$194	\$153
	21 3/4 x 34"	EP2134	\$75	\$164	\$129
	REFREGERATOR OR PANTRY END PANEL				
	24 3/4 x 96"	EP2496	\$194	\$465	\$394
	ISLAND PANEL				
	96"x 36" back	EP9636	\$268	\$661	\$562
<div>DISHWASHER DOOR PANEL</div> <div></div>	30"x 36" side	EP3036	\$111	\$232	\$182
	24"	DISHP2430	\$85	\$154	\$209

ACCESSORIES

	WIDTH	CODE	TFL	LACQUERED	SHAKER
<div>DEEP SIDE PANEL</div> <div></div>		EP3296	\$306	\$642	\$817
<div>TOE KICK 4" 1/2</div> <div></div>	ALLUM. 157"	TOEKICK-A		\$61	
	WHITE 157"	TOEKICK-W		\$58	
	BLACK 157"	TOEKICK-B		\$54	
					
<div>TRIM KIT</div> <div></div>		JOINTTK-PAL		\$8	
		JOINTTK-PWH		\$8	
		JOINTTK-PBL		\$9	
<div>CROWN MOLDING 2 7/8" X 2"</div> <div></div>	149"	CROWN-WH			\$96
					
<div>SCRIBE MOLDING 3/4" x 1/4"</div> <div></div>	DARK WALNUT 96"	SCRIBEM-DW	\$41		
	LIGHT WALNUT 96"	SCRIBEM-LW	\$41		
	GLOSSY WHITE 96"	SCRIBEM-GL		\$48	
	MATT WHITE 96"	SCRIBEM-MW			\$43

	WIDTH	CODE	TFL	LACQUERED	SHAKER
CORNER MOLDING 	DARK WALNUT 96"	CORNERM-DW	\$81		
	LIGHT WALNUT 96"	CORNERM-LW	\$81		
	GLOSSY WHITE 96"	CORNERM-GL		\$91	
	MATT WHITE 96"	CORNERM-MW			\$85
CARCASS CORNER BOTTOM 	15"X15"	CBF1515		\$75	
	18"X18"	CBF1818		\$80	
	135"	CBF135		\$78	
PUSH PULL		PUSHPULL		\$7	

	WIDTH	CODE	
TRIM PROFILE 	ALLUM. 24"	TRIM-AL	\$55
	BLACK 24"	TRIM-W	\$42
	WHITE 24"	TRIM-B	\$42
DRIP TRAY 		DRIPTRAY-30	\$34
		DRIPTRAY-33	\$39
		DRIPTRAY-36	\$46
		DRIPTRAY-42	\$60
BREADBOARDS TEXTURE FINISH 		BREAD-18	\$55
		BREAD-24	\$75
LAZYSUSAN FOR CORNER CABINET  * R-RIGHT		LAZYSUS-L36	\$1.131
		LAZYSUS-R36	\$1.131
		LAZYSUS-L42	\$1.250
		LAZYSUS-R42	\$1.250



		CODE	
LED		LED-09	\$25
		LED-12	\$26
		LED-14	\$27
		LED-15	\$28
		LED-18	\$30
		LED-21	\$31
		LED-24	\$31
		LED-27	\$33
		LED-30	\$37
		LED-33	\$35
		LED-36	\$36
		TRAN-15W	\$66
		TRAN-30W	\$87
		TRAN-60W	\$154
		CABLE-79	\$8

		CODE	
HANDLES		HANDLE-AL	\$11
		HANDLE-GO	\$11
		HANDLE-BL	\$11